



ULTIMATE GUIDE



**EVERYTHING YOU NEED TO KNOW ABOUT
OUR SEMI-INGROUND SWIMMING POOLS**

WHAT IS A COOLPOOLS.COM POOL?

A CoolPools.com Pool starts with a partnership. We work together throughout the entire process, from order to installation. CoolPools.com will source all the materials and schedule all deliveries. The homeowner is responsible for obtaining any permits needed for their installation as well as scheduling/alerting our



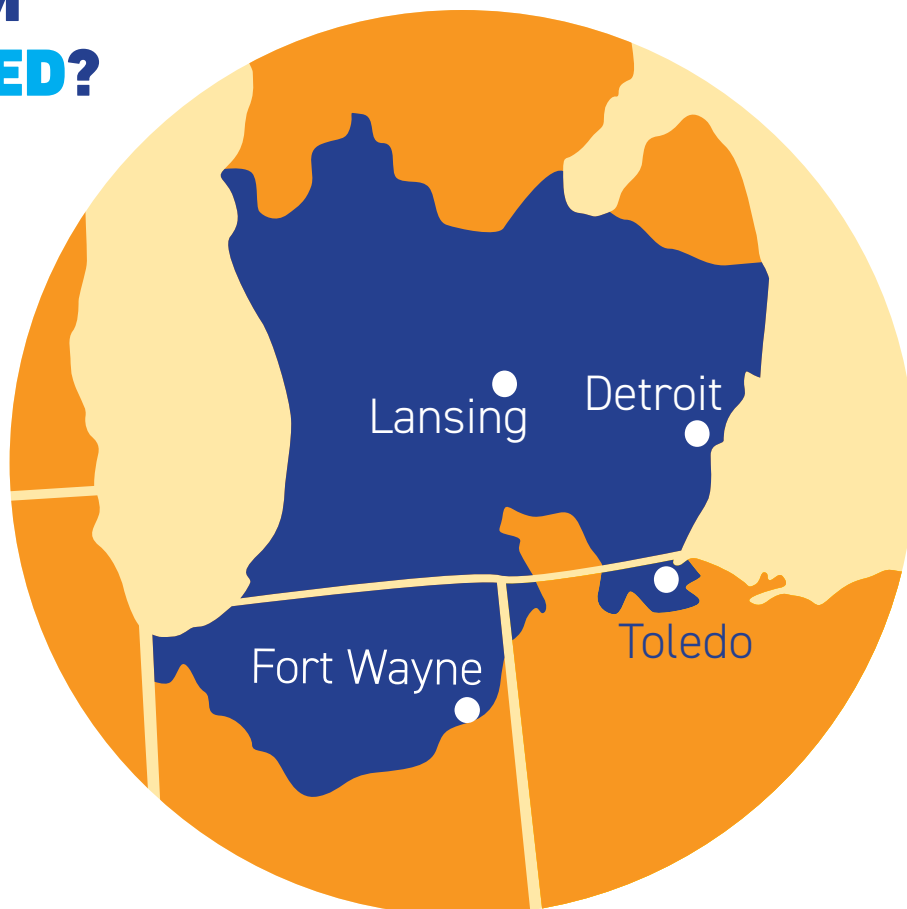
team to any required inspections. CoolPools.com installs the pool (this takes 2-3 days), and the homeowner finishes it with a deck, landscaping, or some other form of finish.

Here are the quick facts on our pool:

- Installation is either 2' or 4' in the ground.
- All building materials are the same high-quality materials used for inground pools.
- The pool is 52" in height with a flat bottom and no deep end. This makes it a great pool for lounging, water sports, and families.
- The pool walls are made of 14-gauge galvanized steel.
- The vinyl liner is 20 mil, meaning 8-10 years of durability.

WHERE ARE COOLPOOLS.COM POOLS INSTALLED?

CoolPools.com includes free installation (and shipping!) with the purchase of any pool. The dark blue area on this map shows where our crews are currently installing.



WHY COOLPOOLS.COM?

COST

Our pool prices start at under \$30,000. This price includes shipping AND installation.

AVAILABILITY

We have product available now. No long wait times for materials or production.

QUALITY

Our pool structure is made of 14-gauge galvanized steel (same material, thickness, and coatings used for fully inground pools) and carries a lifetime warranty. The level of quality continues throughout the rest of the components. Our liner, fiberglass step, filtration system, and other accessories are all inground level materials, ensuring you get a durable, long-lasting pool.

NO-HASSLE PROCESS

Ordering an inground pool can seem like a daunting task. We make it easy. With CoolPools.com, you simply order and schedule installation online! Once we complete the install, you put on the finishing touches with a deck or landscape design. Plus there's no long wait. Most installs can be scheduled within a month of ordering and our qualified team will have the pool installed in 2-3 days with minimal equipment. Quick. Easy.

HOA APPROVED

Because the pool is installed and cemented into the ground, making it a permanent structure, semi-ingrounds are typically approved by Homeowners Associations who tend to deny requests for the average above ground pool.

ADAPTABLE

Sloping yards, utility placement, and rocky soil can all bring dreams of a pool to a halt. With the flexibility of installation our semi-inground pools offer, we can typically avoid the expensive relocation of utilities and accommodate sloped or rocky yards with ease.

ATTRACTIVE & SAFE

With the right finishing design, semi-inground pools give any yard a luxurious and contemporary feel that can rival any high-end pool. Plus our pool is the SAFE option. By choosing the 2' inground option, it can be harder for small children to get access to the pool than with a traditional fully inground pool. It also gives you the freedom to build safety measures into the finished product, through things like decking or hardscaping.

PRICING

INCLUDES SHIPPING & INSTALLATION

Pricing subject to change based on supplier rates. Check coolpools.com to see the most up-to-date prices.



FREEFORM

SIZE: 13 x 22'

2' DEPTH: **\$32,800**

4' DEPTH: **\$34,800**

SIZE: 16 x 28'

2' DEPTH: **\$35,450**

4' DEPTH: **\$37,950**

SIZE: 18 x 32'

2' DEPTH: **\$38,300**

4' DEPTH: **\$41,800**



OVAL

SIZE: 12 x 24'

2' DEPTH: **\$28,500**

4' DEPTH: **\$30,500**

SIZE: 15 x 30'

2' DEPTH: **\$30,400**

4' DEPTH: **\$32,900**

SIZE: 18 x 33'

2' DEPTH: **\$32,500**

4' DEPTH: **\$36,000**



GRECIAN

SIZE: 12 x 24'

2' DEPTH: **\$29,900**

4' DEPTH: **\$31,900**

SIZE: 14 x 28'

2' DEPTH: **\$32,800**

4' DEPTH: **\$35,300**

SIZE: 16 x 32'

2' DEPTH: **\$35,450**

4' DEPTH: **\$38,450**

SIZE: 18 x 36'

2' DEPTH: **\$38,300**

4' DEPTH: **\$41,800**



RECTANGLE

SIZE: 12 x 24'

2' DEPTH: **\$29,500**

4' DEPTH: **\$31,500**

SIZE: 14 x 28'

2' DEPTH: **\$31,850**

4' DEPTH: **\$34,350**

SIZE: 16 x 32'

2' DEPTH: **\$34,400**

4' DEPTH: **\$37,400**

SIZE: 18 x 36'

2' DEPTH: **\$37,200**

4' DEPTH: **\$40,700**

COOLPOOLS.COM PRODUCT DETAILS

Due to supply, some items are subject to change and updated suppliers will be noted. As always, we promise to deliver only the best inground quality products to you.

STEEL

The steel wall panels are 14-gauge, rust-resistant, galvanized steel. Our galvanization process is more advanced, guaranteeing a more corrosion resistant steel structure, able to withstand the elements that lead to rust, and provide extended longevity. The steel buttress braces used to support and anchor the pool are manufactured and coated with all the same technologies used on the steel wall panels.

INTERNAL FIBERGLASS STEPS

The fiberglass steps are top of the line when it comes to quality. They are 100% specialty engineered, offer unparallel strength, and come with a 25-year warranty. In addition, a patented technology is strung through the acrylic fiberglass production, ensuring the color of your steps will last throughout an unlimited amount of sun exposure.


STEP COLOR OPTIONS



VINYL LINER

Our vinyl liner is made of the highest quality virgin material on the market. At 20 mil, it provides extreme durability and resistance to puncturing, algae, mold, mildew and bacteria. State of the art technology used by the manufacturer ensures a tight fit for all of our CoolPools.com shapes. A 25-year warranty is included with the liner.

POOL LINER OPTIONS



ATOM LIGHT AND TRANSFORMER

The light is LED and can switch to a variety of colors. One light is included in the pool kit, but homeowners can purchase up to 2 additional lights (\$650 each). The 50-watt transformer requires a separate circuit with 120v.

JANDY FILTRATION SYSTEM

CoolPools.com uses well known and very reliable pool supplier, Jandy, for the CoolPools.com filter. The filter is a single element cartridge, which does not require sand or diatomaceous earth as the filter medium. Instead, it contains a filter cartridge element which is easily removed for cleaning or replacement. Warranty included.

JANDY FLOPRO PUMP

Because of superior reliability, CoolPools.com sources our pump from Jandy as well. The FloPro is a .75 HP pump that requires a 20amp breaker. The pump housing, backplate, diffuser, impeller, and debris filter basket are all made from high-quality thermoplastic materials chosen for their strength and corrosion resistance. Warranty included.

CHLORINATOR

The Ocean Blue 9-lb. in-line chlorinator accepts 3" tablets and easily adjusts to meet your pool's chemical needs. Once the desired setting is achieved (between 1 and 3 ppm), you should only have to add tablets once a week.



ACCESSORIES INCLUDED IN YOUR PURCHASE

- TOP RAIL • BEAD RECEIVER • WINTER COVER
- SKIMMER KIT • MAINTENANCE KIT
- UV FILTER (additional cost)

INSTALLATION DAY: WHAT TO EXPECT

Getting a swimming pool is an exciting life event! The end result is amazing (and relaxing and fun and so on), but we want to ensure you are prepared for the installation day with a few noteworthy details outlined below.

YOUR BACKYARD IS A CONSTRUCTION SITE

The CoolPools.com installation crew will try their best to keep things tidy throughout the installation, but the fact is your backyard is now a construction site. Several large pieces of equipment will be entering the installation area, including an excavator, cement mixer, and sand delivery truck. This can cause damage to the grass, but resodding the area is an easy fix!

DIRT REMOVAL

The pool is installed either 2' or 4' in the ground, leaving behind a sizeable pile of excavated dirt. What you do with the dirt after our installation crew finishes the pool installation is up to you! Being the new owner of a large pile of dirt may sound intimidating but do not stress; here are a few repurposing suggestions from landscaping experts:

1. Sell it! Top soil is always in high demand.
2. Schedule a third-party company to remove the dirt.
3. Landscape or garden. Now may be the perfect opportunity.

INSTALLATION TIMELINE

Every project is unique, but we've found that installations typically take 2 days to complete. After the area is excavated, the crew assembles the step and wall panels, pours the concrete collar, installs the liner and filtration system, starts filling the pool with water and backfills the dirt around the perimeter.

ATTENDANCE

Homeowners are not required to be home during the delivery of installation materials or during the entire installation. One homeowner must be present during the first day of installation to meet with the Installation Crew Leader to discuss logistics of the pool location and installation.

WEATHER DELAYS

Weather is an unknown and can throw off the installation timeline or cause the entire project to be delayed. Factors such as excessive rain, lightning or high winds can result in the installation team needing to cut the installation day short, start an installation later in the day, or reschedule in entirety. Any sort of weather delay will be communicated between our CoolPools.com team and the homeowner.



HOMEOWNER RESPONSIBILITIES

OBTAIN ALL REQUIRED PERMITS

Homeowners are responsible for discovering what permits are required by their local building department and applying for said permits. If a contractor is needed to co-sign or apply on your behalf, just let your CoolPools representative know and we'll take care of it. Some building departments take between 6-8 weeks to approve and grant permits to homeowners, so it's crucial to tackle this task immediately after determining your installation date.

SUBMIT PROPERTY PLOT PLAN

The property plot plan assists the installation crew in avoiding any electrical, plumbing, septic or other factors in potential excavation areas.

CALL 811

Homeowners must contact 811DIG within the week prior to the installation to schedule the marking of utilities that must be avoided during excavation.

HOA APPROVAL (IF APPLICABLE)

ENSURE A MINIMUM OF 8' ENTRY INTO POOL INSTALLATION ZONE

Necessary for the cement mixer, sand dump truck and excavator to enter for installation.

ELECTRICAL

CoolPools.com will assemble the filtration system and install the LED light in the pool, but we do not handle any electrical. You will need to contact an electrician (also booked over 4 weeks out in many areas) before installation to discuss when they want to finalize the

electrical for your pool, as well as when they can bond your pool. They will alert you if any electrical inspections are required in your area and help you schedule the inspection.

**Electrical required for the pool includes a 20amp breaker for the pump, a separate circuit with 120v (reduced to 12v) for the transformer, all hard-wired.*

FINISHING

If you plan on hiring a contractor to finish your pool with decking or hardscaping, we suggest finding someone as soon as your installation dates are confirmed so you have drawings ready to go by the time of installation, outlining where you want the pool.

COMPLETE ANY INSPECTIONS REQUIRED BY CODE

Homeowners must also communicate with their local building department about any inspections that are required before, during, or after the installation. This could be anything from an electrical inspection to a concrete inspection, and we NEED to know so we can plan our installation scheduling accordingly. It's also imperative you schedule these inspections immediately to ensure they line up with your installation dates.

READ THE SAFETY HANDBOOK

It's a pool, and we want you and all pool users to be safe while in and around the structure.

SIT BACK AND ENJOY YOUR NEW SEMI-INGROUND SWIMMING POOL!

No explanation needed.



NEXT STEPS



1 PLACE YOUR ORDER

Simply hop onto www.CoolPools.com and create your pool order by selecting the shape, size, depth, liner color, step color, and accessories you are interested in. Once we receive your order, our logistics team will give you a call to chat through some details before moving forward with your new pool order.



2 SUBMIT DEPOSIT

Your CoolPools.com rep will send you an invoice for the initial 15% due to move forward with your purchase. The final three payment installments will be due once the pool kit arrives at your home!



3 SCHEDULE INSTALLATION

Time to save the date! You will work with your rep to block out 2-3 days for our installation crew to fully install your pool.



4 PRODUCTION

While the pool is being manufactured, the homeowner will work with the CoolPools Project Coordinator to track progress of everything required before the installation.



5 SHIPPING

Your pool will be securely packed and shipped on 3-4 pallets. Destination: your backyard. The pool kit will be delivered approximately 2-10 days prior to installation, and your rep will keep you updated.



6 INSTALLATION

Our excellent installation crew will arrive on the first day of installation to meet with the homeowner and will be in the backyard installation the pool with a crew of 2-3 over the next few days.



7 BEAUTIFICATION

Once CoolPools.com leaves your backyard, it's time to design and create your ideal living space. The possibilities are endless! Check out the photo gallery on our website to see finishing inspiration.



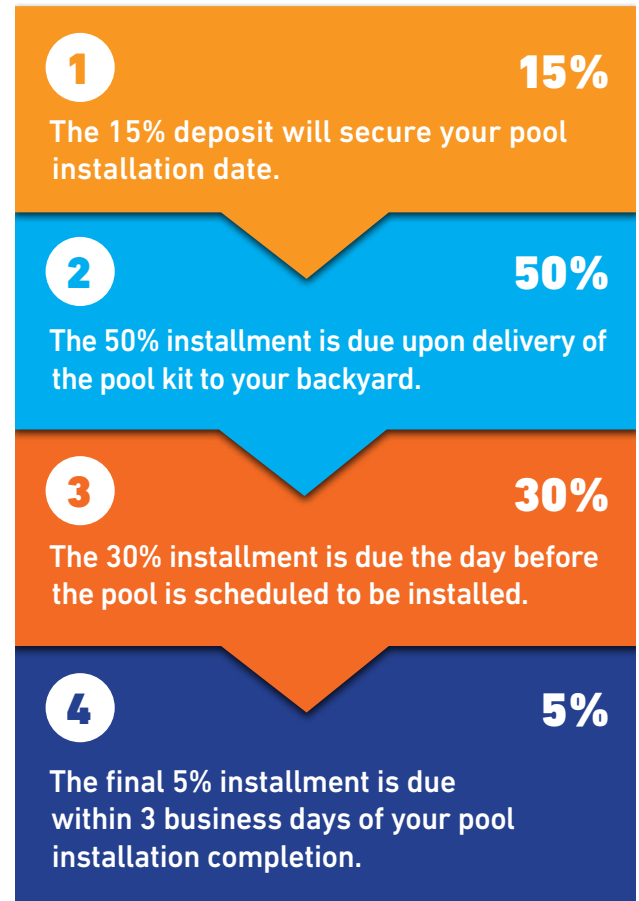
8 COOLPOOLS.COM TEAM

If at any time before, during or after the installation you have any questions, your dedicated CoolPools.com rep will be available via text, call, or email to talk through any questions or concerns. We will be here for you throughout the entire process!

FINANCING OPTIONS

Although all CoolPools.com options are offered at an economical price, we know full installment payments are not in everyone's budget. Therefore, we partnered with some of the best pool financing companies in the industry. They are all longstanding leaders and available to provide loan options to CoolPools.com customers.

THE PROCESS



All payments can be made by check, cash, ACH, wire transfer or credit card. The initial invoice will be emailed via PayPal and the remaining installments will be sent via our project management platform. All payment platforms are secure networks.

OUR PARTNERS



[hfsfinancial.net/
promo/CoolPoolsMI](http://hfsfinancial.net/promo/CoolPoolsMI)



poolloan.net/CoolPools



[www.lightstream.com/
pool-spa-outdoor-loans](http://www.lightstream.com/pool-spa-outdoor-loans)



CoolPools.com



888-866-2233 • info@coolpools.com
125 S. PARK ST., STE 300, TRAVERSE CITY, MI 49684